



Pavers vs Poured Concrete vs Flagstone vs Asphalt

If you're looking to repave your outdoor place, you may have concrete pavers, asphalt, poured concrete, and flagstone on your list of possible options. Is one more cost-effective, durable, or easy to maintain? This guide takes you through the pros and cons of each option to help you make an informed decision.



- 2 What to consider before you decide
- 4 Factors comparison
- 5 Asphalt
- 10 Poured concrete
- 14 Flagstone
- 18 Concrete pavers



What to consider before you decide

It's not just your budget you need to keep in mind before you pave your driveway. Here are a few other factors that need to be accounted for:



DURABILITY:

Whether you're planning to sell the property soon or not, the quality of the material you choose will play a big role in how much value you derive from the repaving.



STYLE:

Poured concrete may pair well with a modern home but clash if the property is more traditional. You have to keep in mind how the aesthetic of the driveway will complement the house




GOALS:


Are you hoping your driveway will be able to handle excess traffic? Do you want to set up a basketball hoop out there? Certain materials will perform better than others, it just depends on what you're planning to use it for

What to consider before you decide

Although budget is an important factor, also consider quality and the contractor's reputation. That can factor into cost-effectiveness as well because when a job is done right, you'll spend less over its lifetime. Only engage a licensed, insured paver company that can assure quality, safe and no-hassle installation.



Factors comparison:



Visual Appeal 01

Durability 02

Cost-Effectiveness 03

Maintenance 04

Asphalt⁰¹

TITAN PAVERS

05





ASPHALT

Overview

Asphalt seems the “practical” choice at first glance. Asphalt is the cheapest material available from your driveway at about \$6-\$8 per sq. ft, which makes it a popular choice. Of course, there’s more to it than price.

Asphalt will crack no matter what, but the idea is that the cracks won’t be as long or large as those of a concrete slab. When it’s brand new, it’s ready to be driven on immediately, as opposed to concrete (which will take about a week to set).

On the other hand, asphalt can look unfinished if you don’t install a border treatment. It also only lasts 20 years, whereas concrete can last for up to 40.

Pros & Cons

+ BUDGET-FRIENDLY:

Asphalt is the cheapest material you can use when paving your driveway. It only costs about \$4 per sq. ft.

+ THE END RESULT DOESN'T LOOK HALF BAD:

The dark black, slightly shimmering surface goes with almost any landscape and home.

+ FAST INSTALLATION:

You can drive on it almost immediately as it pours and sets quickly

Pros & Cons

– LESS PRONE TO SIGNIFICANT CRACKS:

It's less prone to those massive cracks pored concrete is known for.

– PRONE TO OVERHEATING

Asphalt starts cracking within weeks to months as it expands and contracts. In sunny California, this happens even faster.

– NEEDS RESEALING

Depending on the frequency of the use, you may be able to go 10 years, but many find they need to reseal and/or resurface as frequently as every two to three years.

– NEEDS REPLACEMENT

You'll also need to replace it at least every 20 years, although, honestly, you may not want to wait that long because, well before that, it looks pretty cracked up and worn out.

– NOT ECO-FRIENDLY

May cause tree damage

– LIMITED STYLES



Summary

Being the cheaper paving option, asphalt ends up costing a lot of money on top of not really delivering the look you were hoping for or can feel proud of.

Poured Concrete⁰²

TITAN PAVERS

10





Overview

Costing an average of \$8-\$12 per square foot, concrete is more expensive than asphalt but less expensive than other materials. Thanks to both its cost and its low maintenance though, it's the most common material used for driveways.

However, while concrete can last longer than asphalt, it may not last as long as concrete pavers. Plus, it's prone to staining and cracking leads, which can lead people to question whether it's really as durable as it initially seems.

Pros & Cons

+ BUDGET-FRIENDLY:

Installing concrete slabs is usually a lower-cost option than pavers — at least up-front

+ EASY TO INSTALL AND RESURFACE

– PRONE TO STAINING/CRACKING

Should Be Replaced Every 10 Years If You Care About Aesthetics. temperature changes and a movement in the underlying soil can cause poured concrete to split and crack, even with appropriate concrete spacers. There's really no getting around it. When this occurs, sometimes you can repair it, but you may not be able to return it to its original appearance.

– LIMITED DESIGN OPTIONS



Summary


With poured concrete, you'll be spending more breaking up and repouring the surface every 10 years or so, or living with the cracks until you can.

Flagstone ⁰³

TITAN PAVERS

14





Overview

Flagstone is a naturally-occurring sedimentary rock, commonly excavated and cut to create individual paving stones and steps. They're most commonly found in residential areas as they may not stand up to commercial use. The term flagstone is used to refer to several types of stone, primarily: Sandstone, slate, bluestone, quartzite, limestone.

Pros & Cons

+ TREMENDOUS VISUAL APPEAL

+ DURABLE. CAN LAST UP TO 50 YEARS


+ EASY TO MAINTAIN.

- EXPENSIVE

- LESS VERSATILITY

Compared to pavers but more compared to poured concrete or asphalt

FLAGSTONE




Summary

Flagstone works well for patios and driveways. Repairing flagstone is more involved than concrete pavers because flagstones are often larger. You'll also need to source a replacement stone of similar size, shape. You must repair the mortar joints. And you need to avoid damaging nearby stones. Each of these add to the cost.

Concrete Pavers

TITAN PAVERS





CONCRETE PAVERS

Overview

A concrete paver is made of colorful and versatile concrete, molded in an environmentally-controlled setting into thick stone-looking paving stones. Concrete pavers offer a number of considerable advantages. They are not only affordable at \$8.50 per square foot, they also come in a wide range of styles, patterns, sizes, and surface finishes. All these options give you plenty of room for creativity as well as a chance to match the driveway to the current style of the house.

Concrete pavers are among the most durable building materials available as well, making them ideal for a driveway that must stand up to being driven over multiple times a day. Finally, concrete pavers translate to a permeable driveway that enables water to flow through the ground and into the soil beneath it. So while you may not get a lot of rainfall in your area, you can harness it with concrete pavers.

Pros & Cons

+ DURABILITY:

Paver stones are 4X stronger than poured concrete and can withstand both weather and weight. As a result, it looks amazing for decades, not five to ten years like other options.

+ CURB-APPEAL:

Pavers come in many colors, sizes, shapes, textures, and types, which allow you to express your personality through paver installation.


+ COST-EFFECTIVENESS:

the up-front cost of pavers is more than concrete, labor, materials and equipment. However, interlocking concrete pavers have a lifetime of thirty or more years. You can also repurpose old pavers if you choose to replace them. They can be removed and installed in areas of your home that need paving but are not important style-wise or won't be visible to guests. So, you can save on the cost of purchasing new pavers, getting more bang for your buck.

+ EASE OF MAINTENANCE.

- MORE EXPENSIVE THAN ASPHALT/CONCRETE

CONCRETE PAVERS



In short:

Generally, concrete paving stones will provide you with a much more attractive look whether you use them for a driveway, patio, or pool deck. Maintenance-wise, paving stones are more convenient and economical overall.

When it is time to wash them, you'll soak them in water and scrub them with a non-acidic cleaning solution.

You then rinse them with the hose. You should re-seal paving stones every 5 years

Comparison table

	Asphalt	Concrete	Flagstone	Pavers
1. Visual appeal	—	—	+	+
2. Durability	—	—	+	+
3. Maintenance	—	—	+	+
4. Eco-Friendly	—	—	+	+
5. Easy to install	+	+	—	+
5. Budget-friendly	+	+	—	+

Don't hesitate to contact us in case you have questions. We would love to help!

